

# MT 310

MODELS  
36V | 48V



## ULTRA-VERSATILE SIT-DOWN / STAND-UP CROSSOVER TUGGER.

The MT-310 is in a class of its own. Designed from the ground up to offer exceptional versatility, this hard-working tow tractor is jampacked with features operators will appreciate – starting with its ergonomic one-touch sit-down / stand-up seat that reduces fatigue and strain. The easy-access rear hitch means no more constant climbing in and out of the vehicle. A low-maintenance, high-efficiency AC vehicle with a confident 16,000-lb towing capacity and full customization possibilities.

MODELS	LOAD CAPACITY (lbs.)	TOWING CAPACITY (lbs.)	PASSENGERS	SPEED (mph)	TURNING RADIUS (in)
36V	500	16,000	1	6	78
48V	500	16,000	1	6	78

### FEATURES

- 1 Ergonomic sit-down / stand-up seat
- 2 High-efficiency asynchronous AC / Direct Drive motor
- 3 Robust long-life industrial batteries
- 4 AC controller with sealed connectors paired with multifunction display
- 5 Versatile, heavy-duty hitches










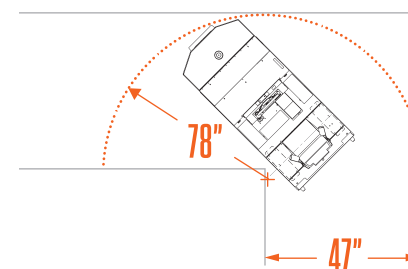
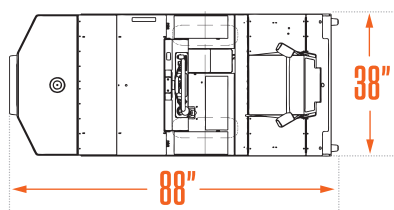
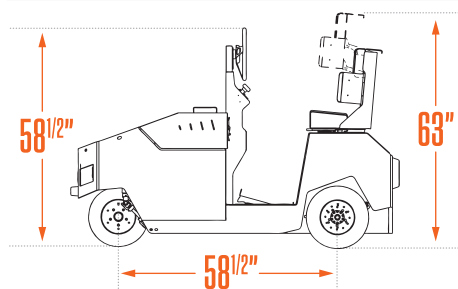
CONTACT US 1 866 846-3558

MOTREC.COM

# SPECIFICATIONS

# MT 310

PERFORMANCE		36V	48V
 <b>LOAD CAPACITY</b>		500 lbs – 227 kg	500 lbs – 227 kg
 <b>TOWING CAPACITY</b>		16,000 lbs – 7,257 kg	16,000 lbs – 7,257 kg
 <b>SPEED</b>		6 mph – 10 km/h	6 mph – 10 km/h
 <b>TURNING RADIUS</b>		78" – 1,981 mm	78" – 1,981 mm
 <b>PASSENGERS</b>		1	1
<b>POWERTRAIN</b>			
<b>MOTOR</b>	Brushless AC motor	10 HP	15 HP
<b>CONTROLLER</b>	Electronic AC speed controller	✓	✓
<b>DRIVE AXLE</b>	Helical gear differential	✓	✓
<b>BRAKES</b>	Rear wheel hydraulic drum brakes, regenerative braking, automatic parking brake	✓	✓
<b>WHEELS</b>	Solid Tires	✓	✓
<b>TRANSMISSION</b>	Direct drive	✓	✓
<b>SUSPENSION</b>	Leaf springs rear suspension system	✓	✓
<b>CHASSIS</b>			
<b>BODY</b>	All-steel unibody construction, powder coating	✓	✓
<b>COLOR</b>	Security orange or federal yellow		
<b>LIGHTS</b>	LED dual headlights & tail/brake lights	✓	✓
<b>OPERATOR COMPARTMENT</b>			
<b>STEERING</b>	Automotive steering wheel	✓	✓
<b>SEATS</b>	Sit-down / Stand-up seat	✓	✓
<b>INDICATORS</b>	Multifunction display including speedometer, battery state of charge, hour meter, odometer and fault warnings. Password-protected parameters and monitoring capability	✓	✓
<b>SAFETY</b>	Reverse alarm, deadman seat switch, horn, emergency stop button, anti slip griptape, automatic parking brake	✓	✓
<b>ACCESSORIES</b>	DC/DC converter for 12-volt accessories, backlit and sealed buttons	✓	✓



## UNBEATABLE VEHICLES BACKED BY UNBEATABLE WARRANTIES

3-Year limited warranty on all Motrec vehicles with AC technology, our MS-260 stock chaser and all Motrec trailers.



1 866 846-3558  
MOTREC.COM